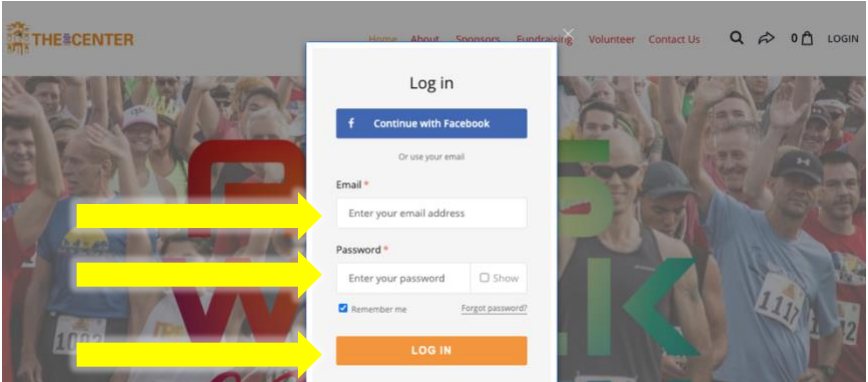


HOW TO FIND YOUR PAST DONORS

1. Visit aidswalksd.org
2. In the top right corner, click "LOGIN"



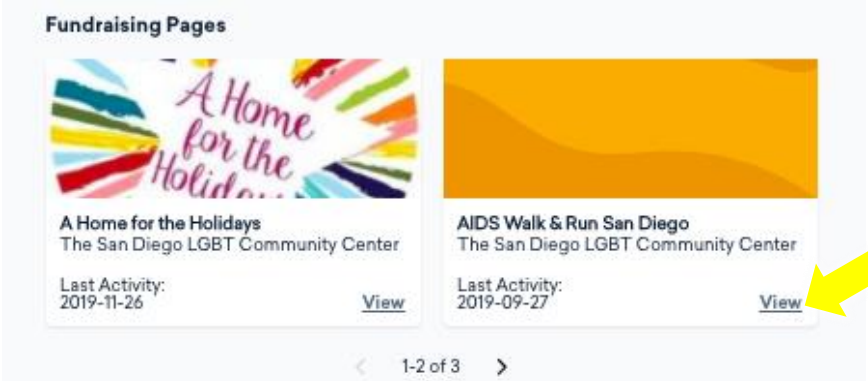
3. Fill in your login information in the popup box and click "LOG IN"



4. Go back to the top right corner, hover over the profile icon and select "My Profile".



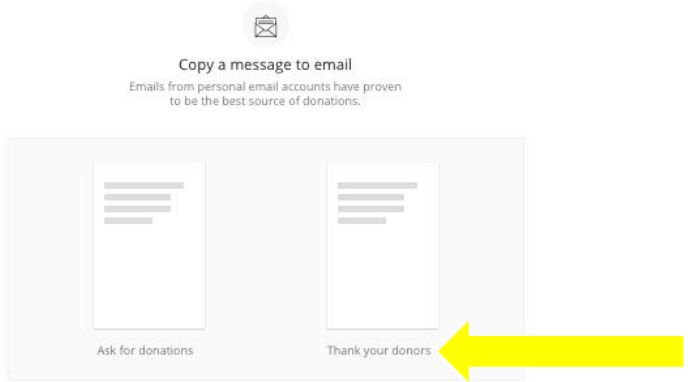
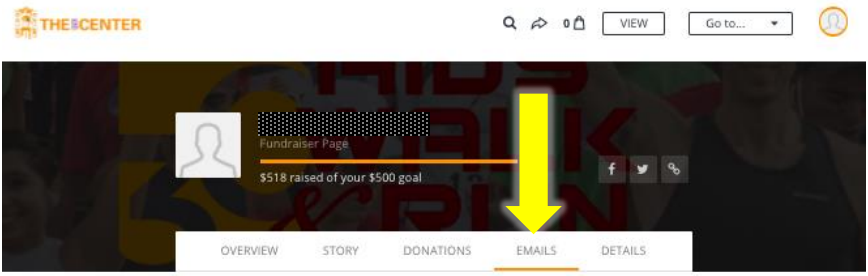
5. Scroll down to where your "Fundraising Pages" are locate AIDS Walk & Run San Diego 2019. Click "View".



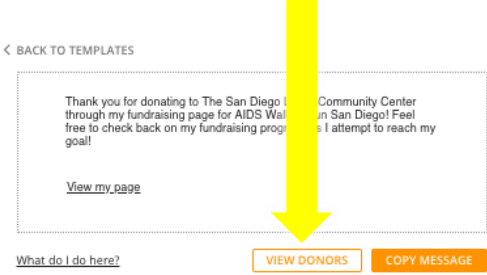
6. Once the Fundraising Page loads, click "MANAGE" at the top of the page.



7. Click the "EMAILS" tab. Then scroll down and click "Thank your donors".



8. Scroll down and click "VIEW DONORS".



9. In the popup window you will see all the individuals who donated to you, how much was given and their email address. From here you can copy and paste their information into a personal email!

